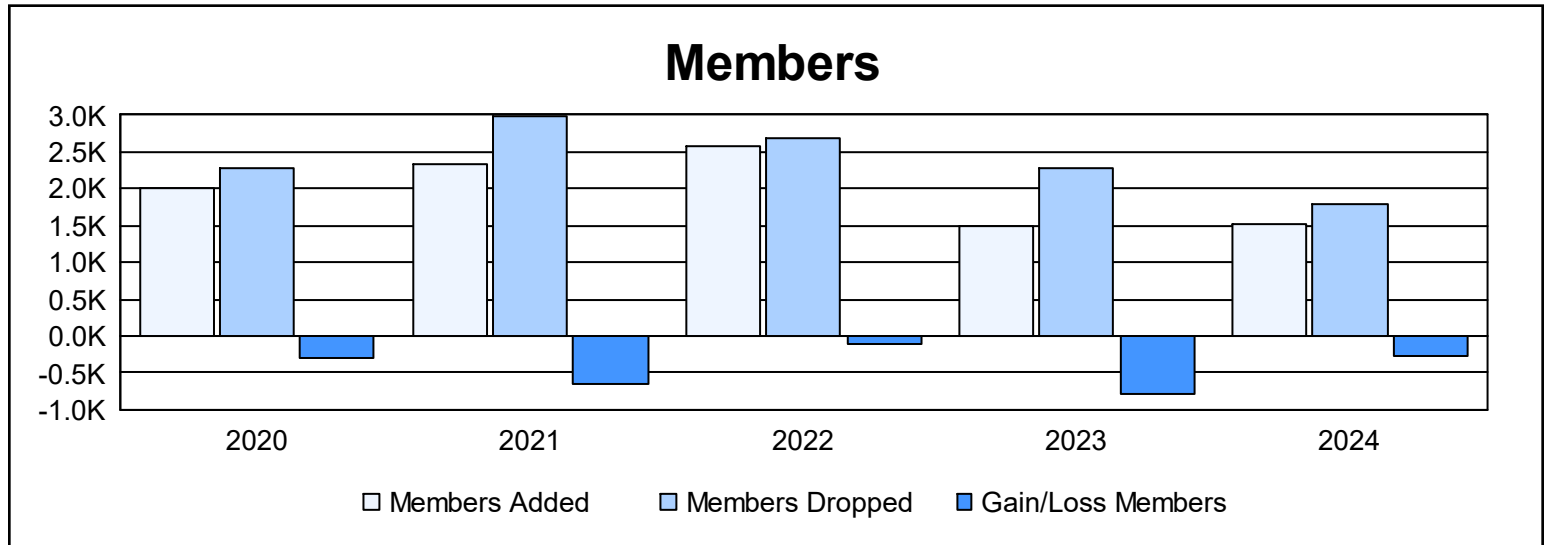
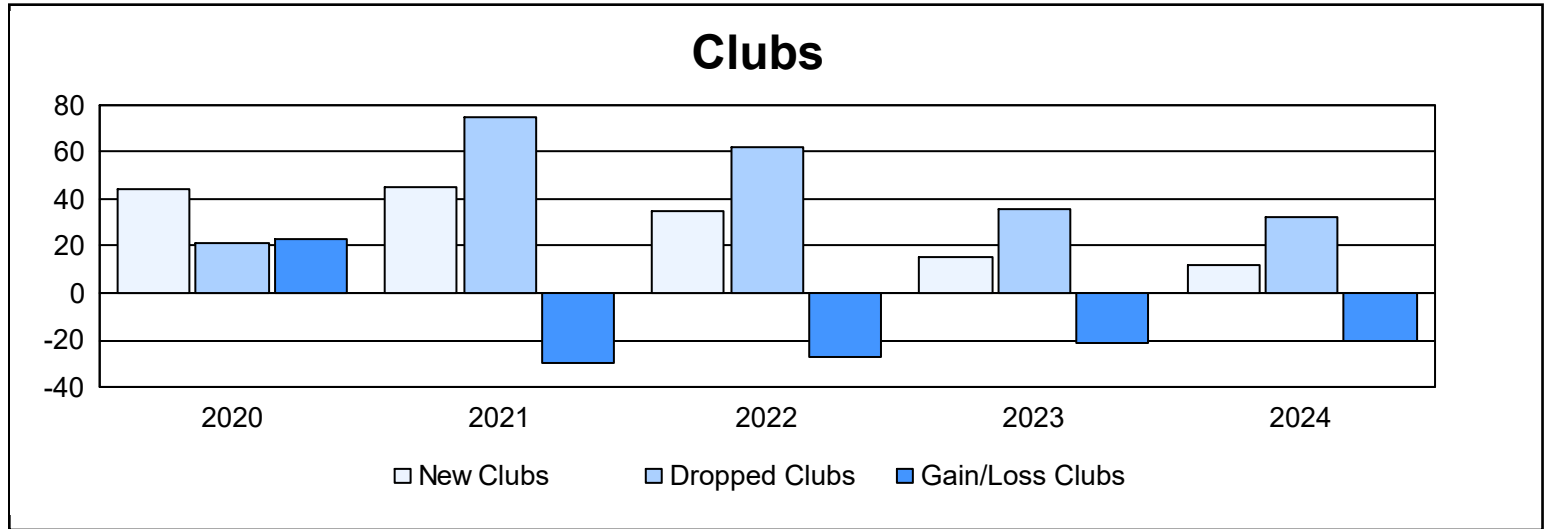


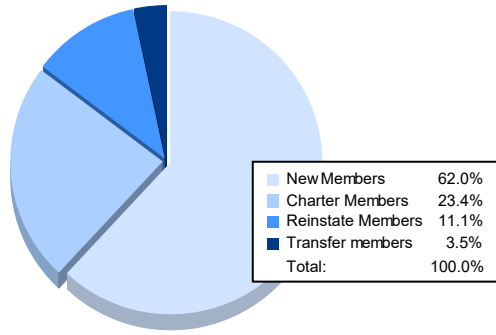
**Multiple District B**

As of June 2024 Cumulative

Year	New Clubs	Dropped Clubs	Gain/ Loss Clubs	New Members	Charter Members	Reinstate Members	Transfer Members	Total Member Added	Total Members Dropped	Gain/ Loss Members
2019-2020	44	21	23	1,099	683	153	65	2,000	2,291	-291
2020-2021	45	75	-30	1,167	897	206	63	2,333	2,976	-643
2021-2022	35	62	-27	1,357	964	206	64	2,591	2,697	-106
2022-2023	15	36	-21	860	458	107	61	1,486	2,268	-782
2023-2024	12	32	-20	947	357	170	53	1,527	1,789	-262
<b>Average</b>	<b>30</b>	<b>45</b>	<b>-15</b>	<b>1,086</b>	<b>672</b>	<b>168</b>	<b>61</b>	<b>1,987</b>	<b>2,404</b>	<b>-417</b>



### Membership Composition June 2024 Cumulative



### Gender Composition June 2024 Cumulative

